



المركز الاتحادي
للتنافسية والإحصاء
FEDERAL COMPETITIVENESS
AND STATISTICS CENTRE



United Arab Emirates

أرقام الإمارات UAE Numbers

2022

Issue
- 4 -

UAE in Numbers

Statistics and Global
Competitiveness Indicators and
Sustainable Development Goals

Published By



المركز الاتحادي
للتنافسية والإحصاء
FEDERAL COMPETITIVENESS
AND STATISTICS CENTRE

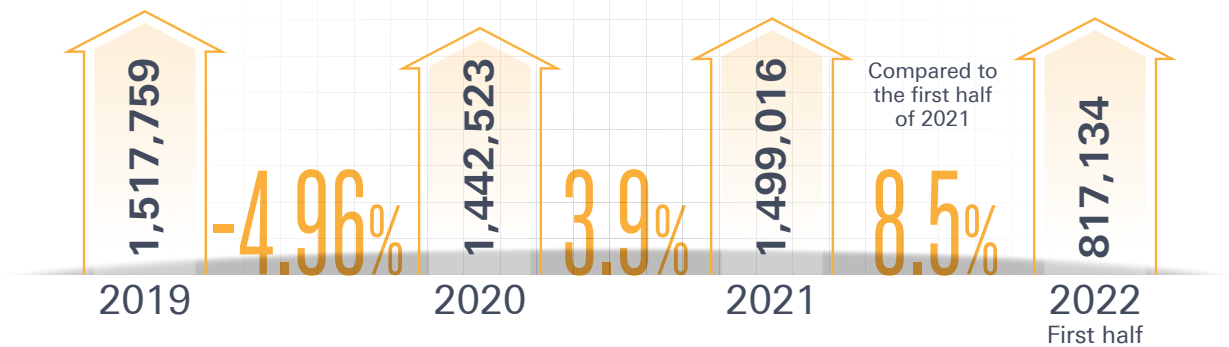
The background is a warm, golden-yellow color with a subtle pattern of small dots and larger, faint geometric shapes. In the center, there is a stack of several silver-colored coins. The top coin is clearly visible, showing the Arabic text 'دولة الإمارات العربية المتحدة' (United Arab Emirates) and 'دراهم' (Dirham). The word 'UNITED ARAB' is also visible in English. The stack of coins is slightly out of focus, with the top coin being sharper. In the top left corner, there is a stylized orange arrow pointing right. In the bottom right corner, there are some orange geometric shapes, including a square and a curved line.

ECONOMY

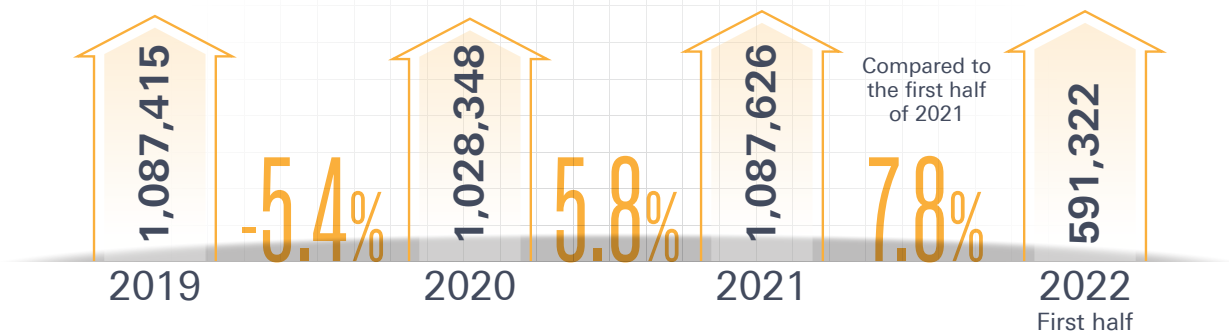
- Gross Domestic Product (GDP)
- Foreign Trade
- Travel and Tourism
- Information Communication and Technology



Gross Domestic Product (GDP)



GDP growth at constant prices in the UAE
(AED Million)

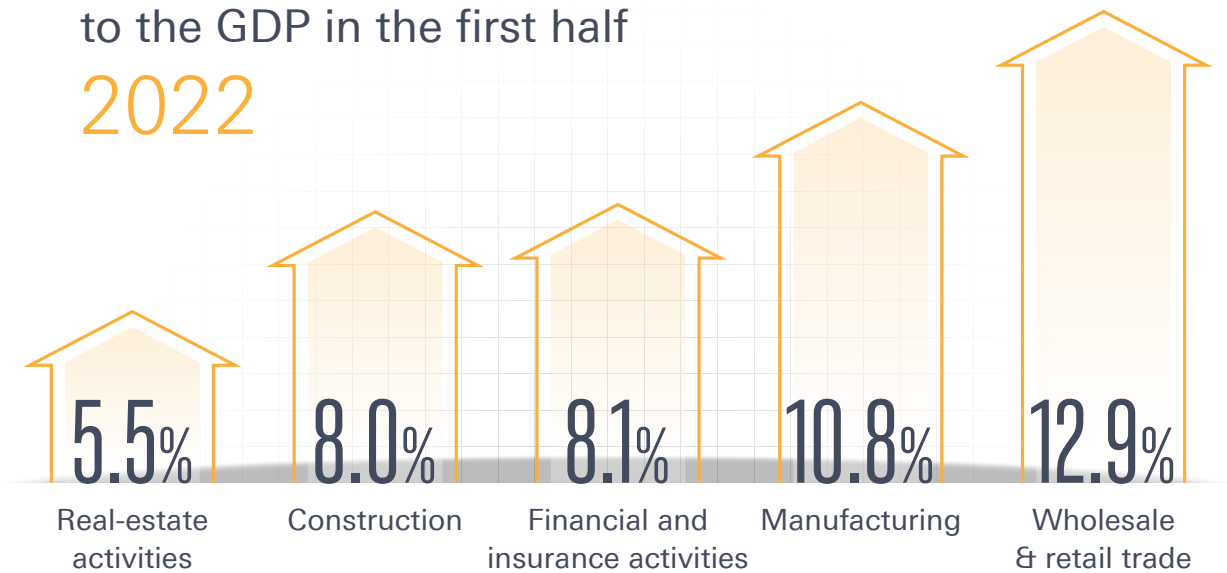


Non-oil GDP growth at constant prices in the UAE
(AED Million)

Preliminary Data

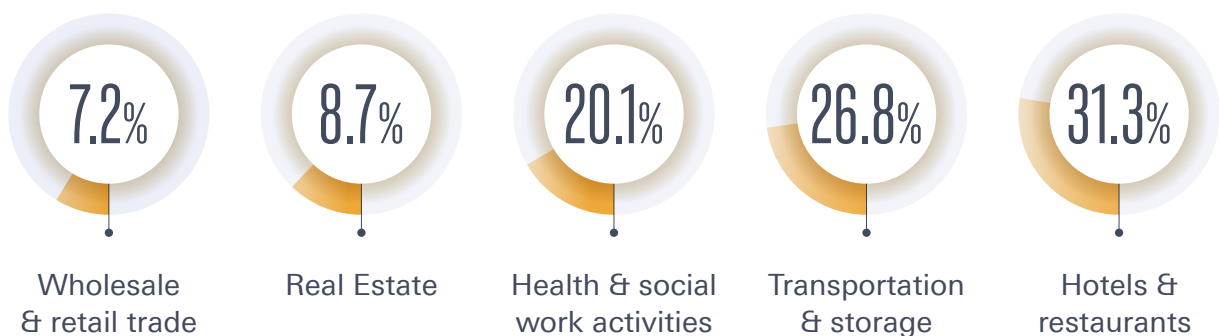
Top 5 economic activities contributing to the GDP in the first half

2022



Top 5 growing economic activities in the first half

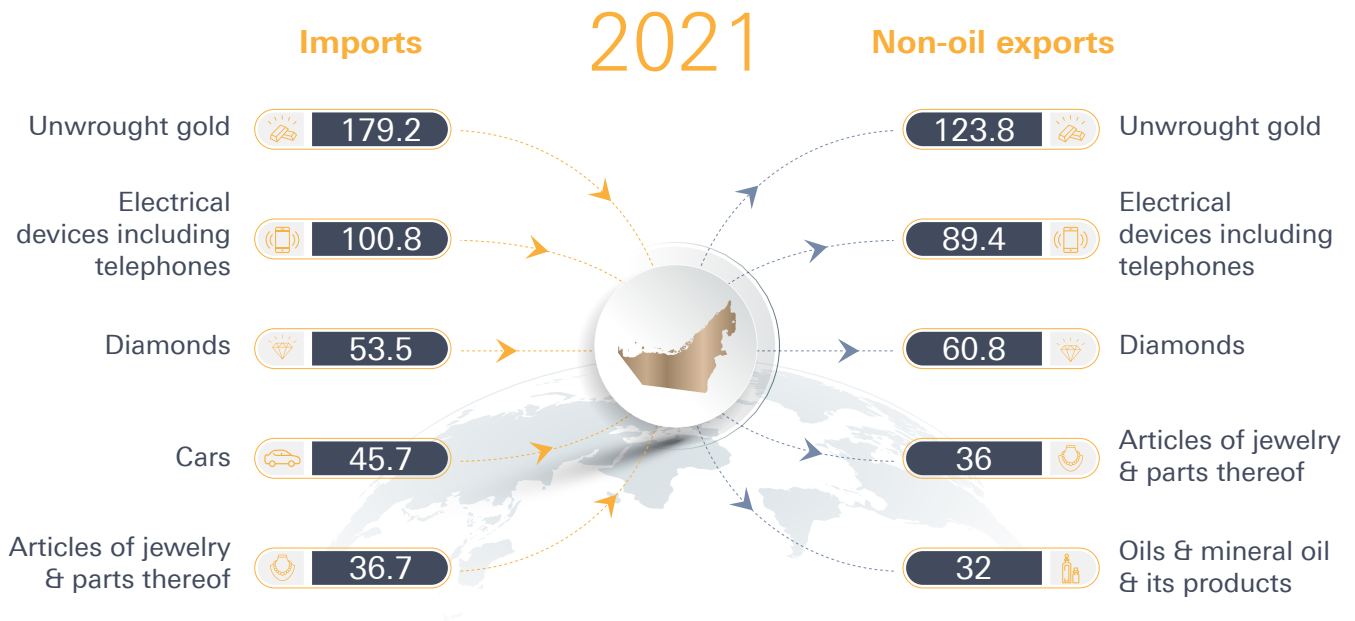
2022






Foreign Trade

Top 5 traded commodities



Top 5 traded commodities in the first half



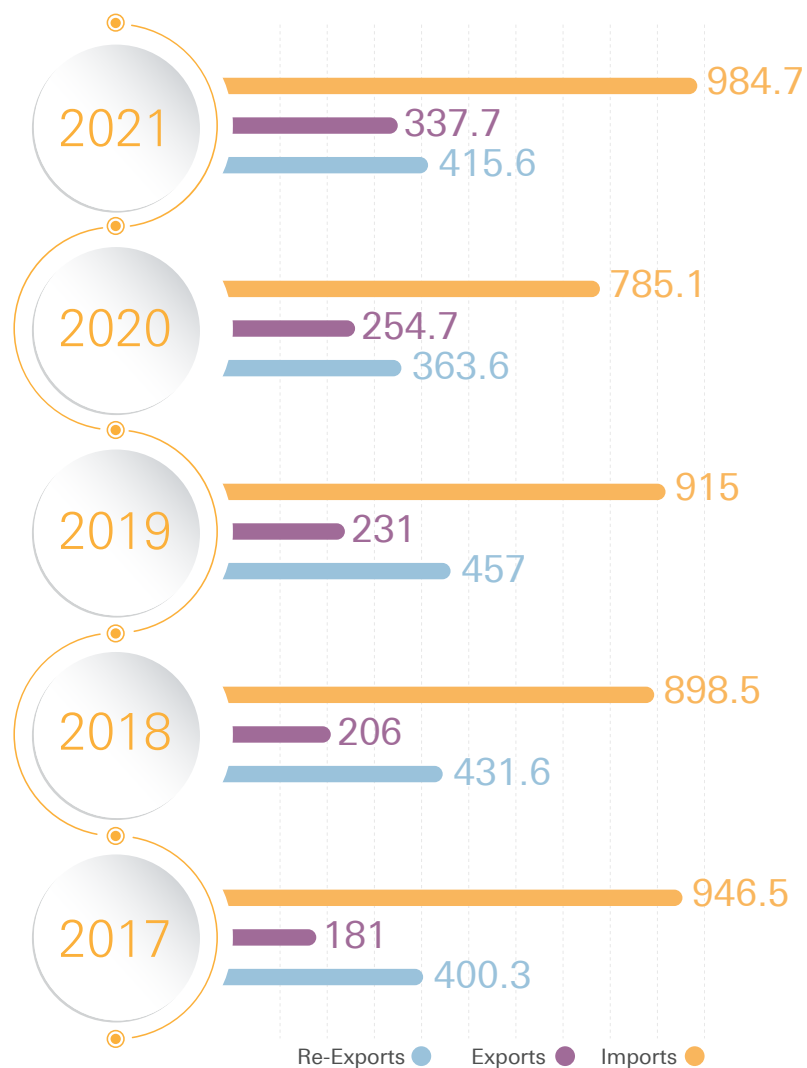
Value: (AED Billion)

Growth of non-oil trade volume

Value: (AED Billion)

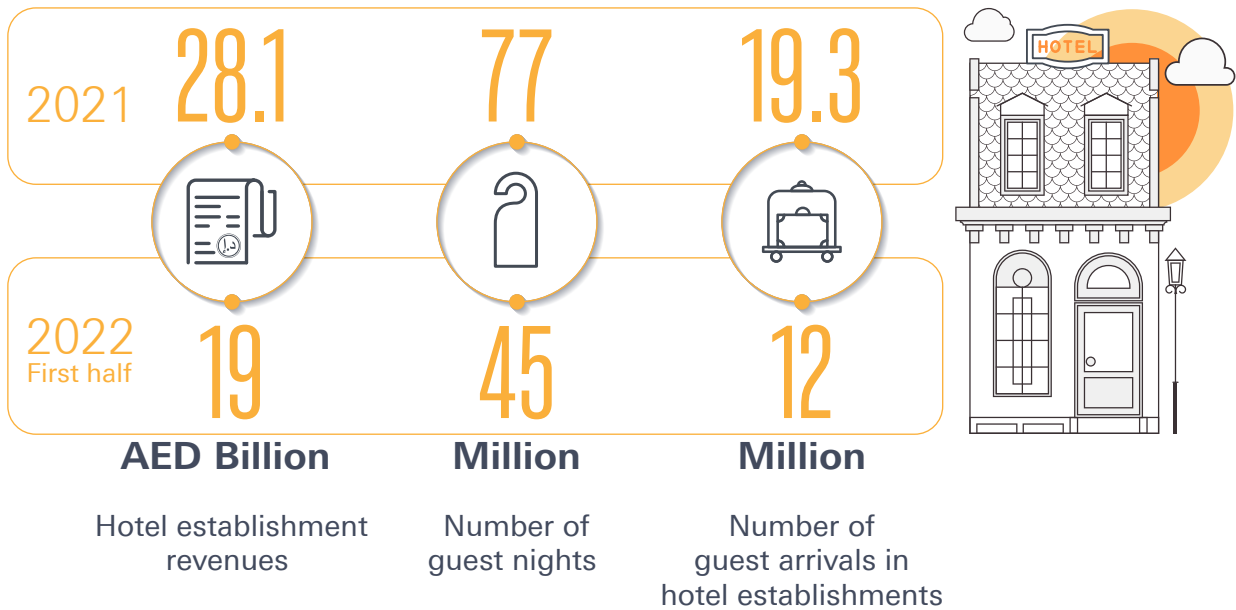


2017 - 2021





Travel and Tourism



390.8

Thousand trips

Aircraft movement through the country's airports

2021



Source | General Civil Aviation Authority



Information Communication and Technology 2021

3%

Contribution of Information Communication and Technology to UAE GDP

Key ICT Indicators

100%

Proportion of Households with Internet Access

100%

Proportion of Individuals who own Mobile Cellular

100%

Proportion of Households with Mobile Cellular

99.26%

Proportion of Households who own Computers

99.7%

Proportion of Households with Fixed Telephone

38.15%

Fixed Broadband Subscriptions Per 100 population



Source | The Telecommunications & Digital Government Regulatory Authority



UAE Global Ranking



Economy



Prosperity Index
2021

Capacity to
attract talented
people



Global Innovation
Index 2022

Research talent,
% in businesses



The World
Competitiveness
Yearbook 2022

Consumer price
inflation



The World
Competitiveness
Yearbook 2022

Agility of
companies



The World
Competitiveness
Yearbook 2022

Investment
incentives



The World
Competitiveness
Yearbook 2022

Resilience of
the economy



The World
Competitiveness
Yearbook 2022

Public-private
partnerships



UAE Global Ranking



Finance



The World
Competitiveness
Yearbook 2022

Tax evasion



The World
Competitiveness
Yearbook 2022

Collected personal
income tax (%)



Prosperity Index
2021

Efficiency of
government spending



Open Data
Inventory Index
2020

Money & banking



The World
Competitiveness
Yearbook 2022

Consumption
tax rate



Open Data
Inventory Index
2020

Price indexes



Travel and Tourism
Development Report
2022

Ease of complying
to tax system



The World
Competitiveness
Yearbook 2022

Cost of capital



UAE Global Ranking



Trade



Communication and Technology





UAE Global Ranking



Travel and Tourism



National Accounts





UAE Global Ranking



Investment



Global Knowledge Index

Educational enabling environment



Edelman trust barometer

Edelman trust barometer



Global Competitiveness Report 4.0

Digital skills



Global Entrepreneurship Monitor

Global Entrepreneurship Monitor



The World Competitiveness Yearbook 2022

Stock market index (%)



The World Competitiveness Yearbook 2022

Direct investment flows abroad (% of GDP)



The World Competitiveness Yearbook 2022

Investment incentives



Global Knowledge Index

Technical & vocational education & training

A photograph of a family walking outdoors, overlaid with a blue filter and geometric shapes. The family consists of a man, a woman, and a young boy. The man is wearing a white thobe and a ghutra, the woman is wearing a black abaya and a headscarf, and the boy is wearing a plaid shirt and dark pants. They are walking towards the camera. The background shows a building and some trees. The overall image has a blue tint and several geometric shapes (squares, triangles) are scattered across it.

COMMUNITY & DEMOGRAPHY

- Population
- Labor Force
- Health
- Education
- Gender Balance
- Culture

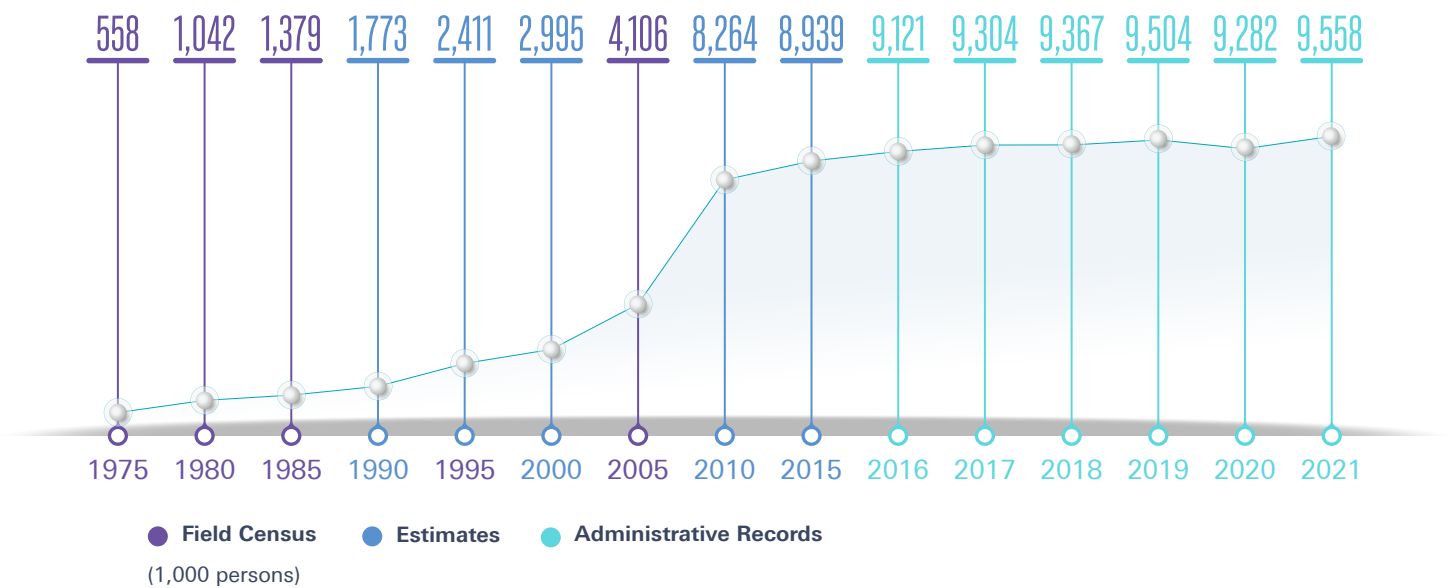


Population

UAE Population 2021

9,557,867

UAE Population Growth

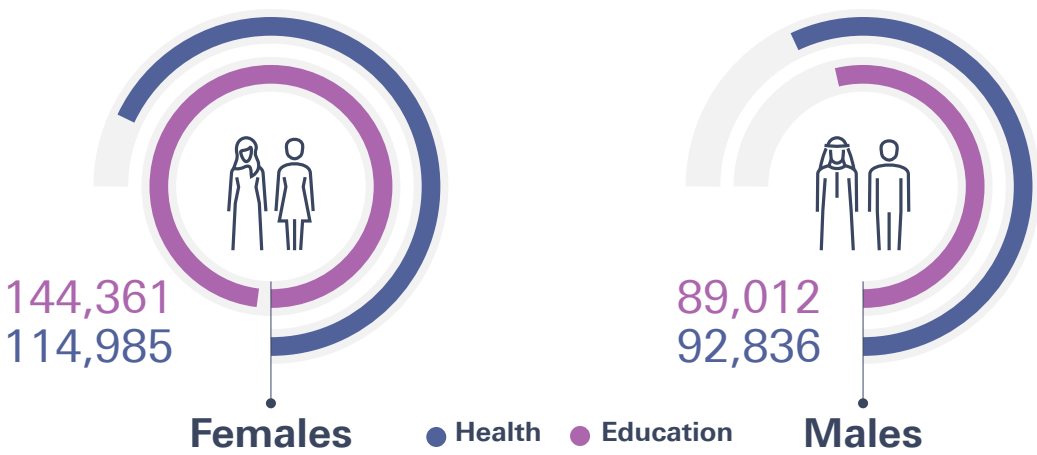




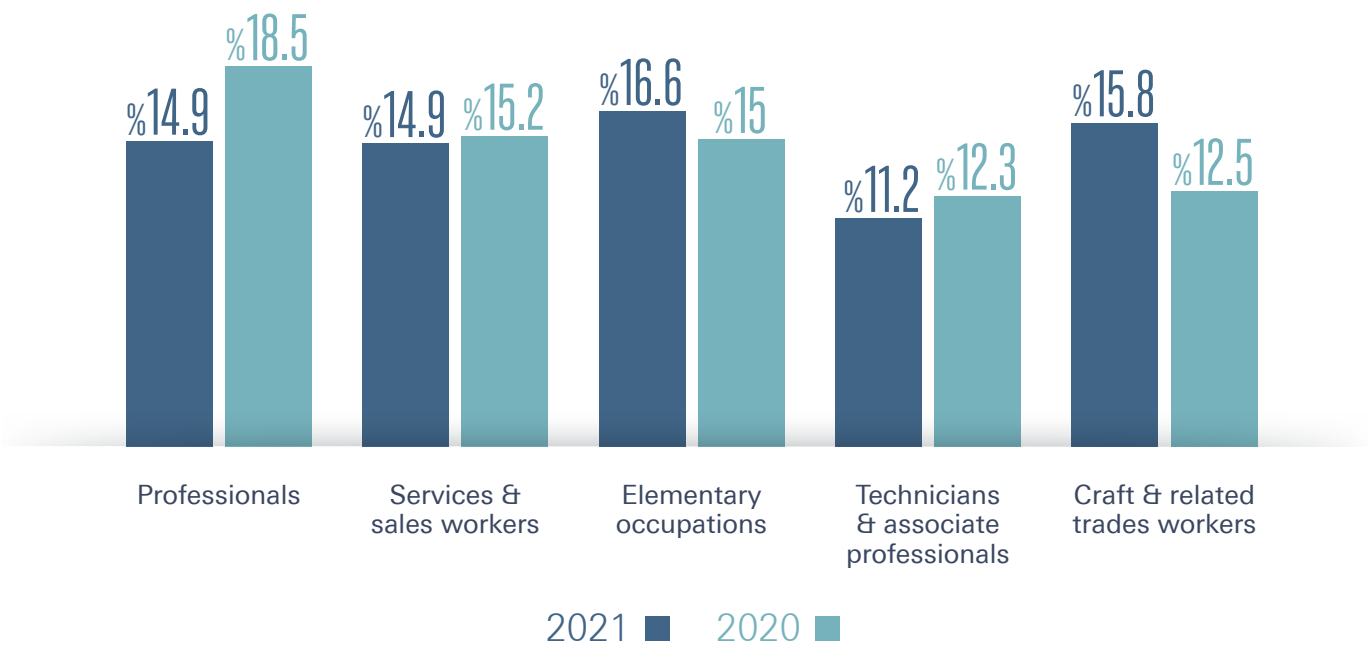
Labor Force

Number of workers in education
and health sectors by gender

2021



Distribution of workers by major occupation group

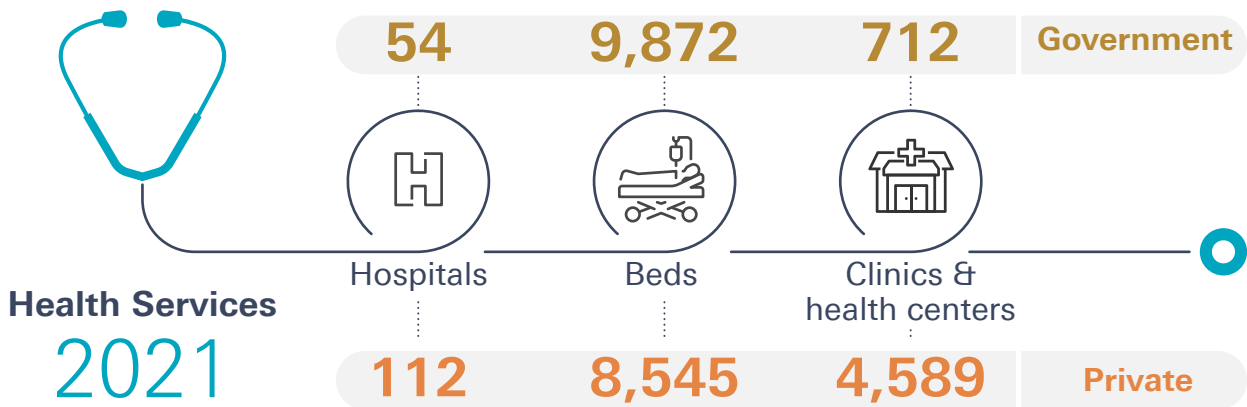




Health

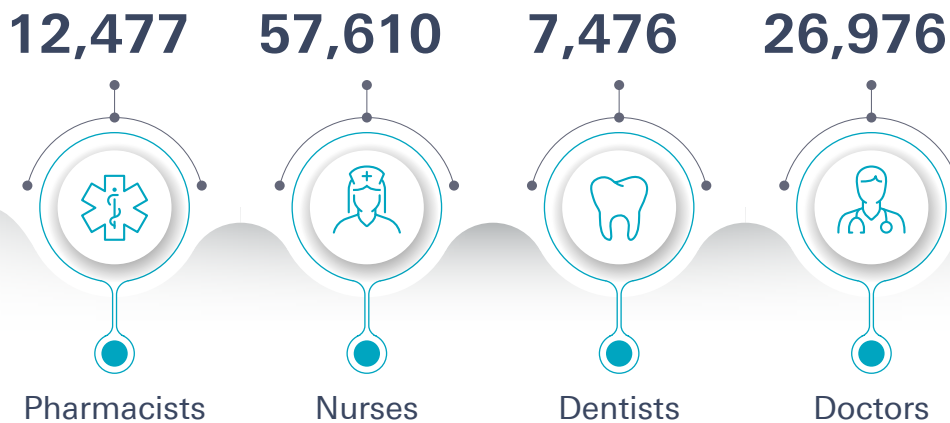
2.5%

Growth rate of the number of hospitals in the UAE
(2021 compared to 2020)



Source | Ministry of Health and Prevention

Number of workers in health sector 2021

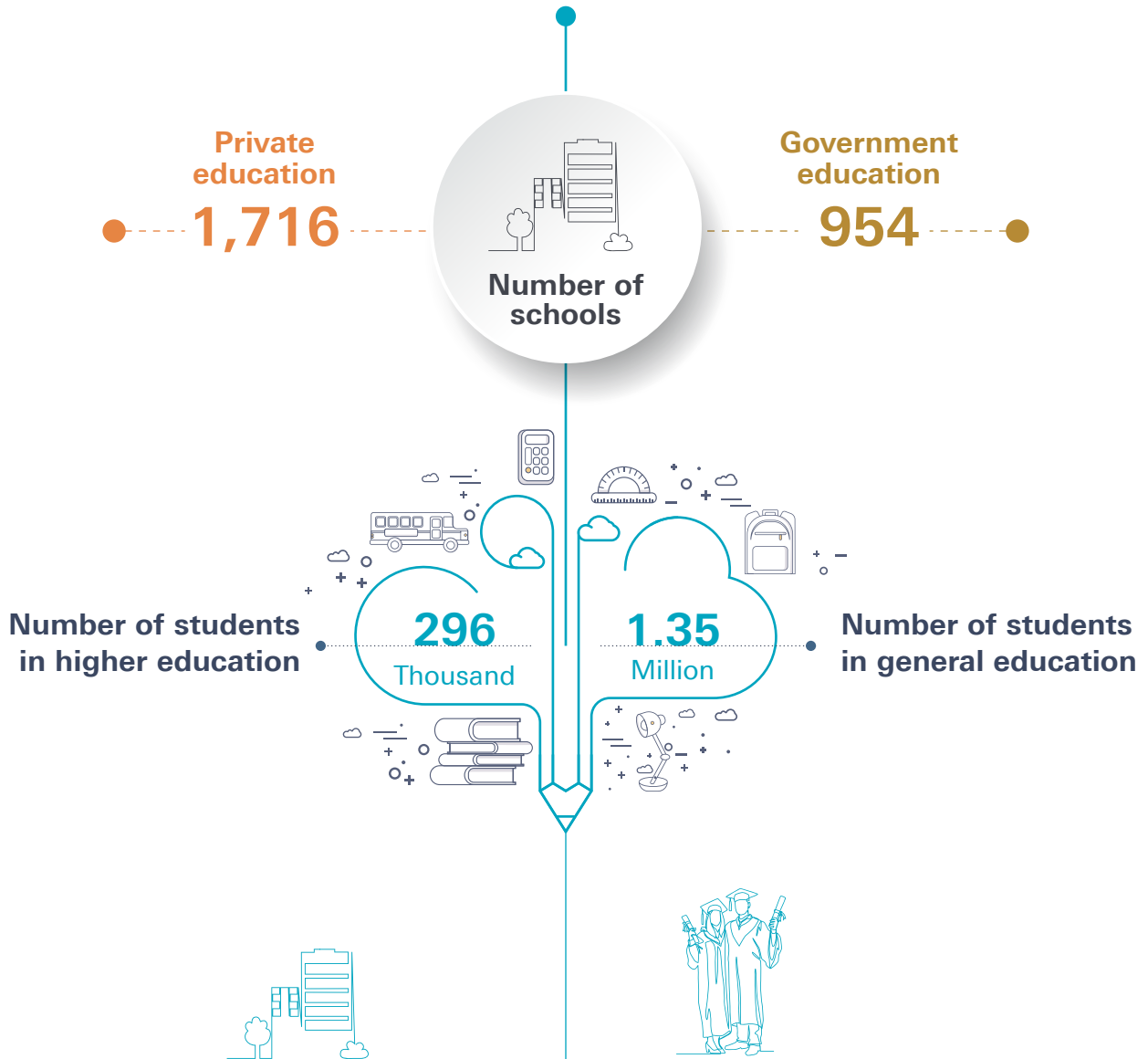


Source | Ministry of Health and Prevention



Education

2019 - 2020



Number of higher education new graduates by top majors and gender

2019 - 2020

Females		Males	
Major	Number	Number	Major
Business, administration and law	8,412	12,812	Business, administration and law
Engineering, manufacturing and construction	5,283	7,556	Engineering, manufacturing and construction
Health and welfare	2,710	2,380	Social sciences, journalism and information
Social sciences, journalism and information	2,380	1,738	Information and communication technologies
Arts and humanities	2,276	1,192	Health and welfare

Number of higher education students by education level and gender

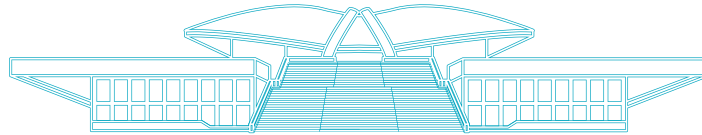
2019 - 2020

Females	Education level	Males
119,736	Bachelor or equivalent	135,109
8,479	Master or equivalent	13,699
5,603	Short cycle tertiary education	9,644
771	PHD or equivalent	2,916

2021 Education indicators		
Total	Males	Females
12.77	12.91	12.59
98.13%	98.81%	97.17%
99.66%	99.72%	99.59%
1.77%		Illiteracy rate (+15 years old)



Gender Balance 2021



32%

Percentage of females in the diplomatic field

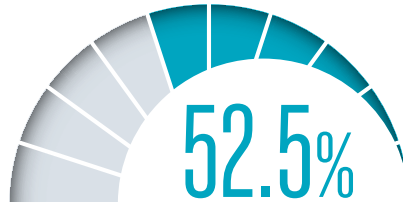


27%

Percentage of females in the ministerial formation



Women Statistics 2021



Percentage of females in labor force

77.6%

Percentage of female workers in the private sector from total workers

61.9%

Percentage of female workers in the education sector from total workers

57.3%

Percentage of female workers as professionals, technicians and associate professionals from total workers

55.6%

Percentage of female workers in the government sector from total workers

55.3%

Percentage of female workers in the health sector from total workers

44.0%

Percentage of female workers in high skilled occupations from total workers

33.0%

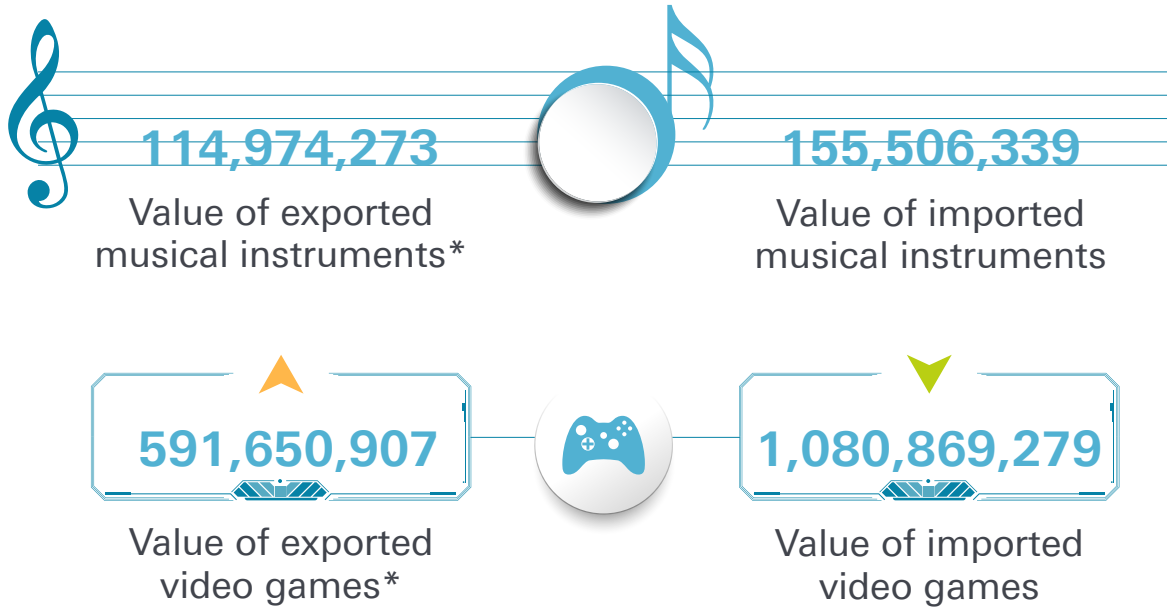
Percentage of female workers in financial and insurance activities from total workers



Culture

Foreign trade in musical instruments and video games (Value: AED)

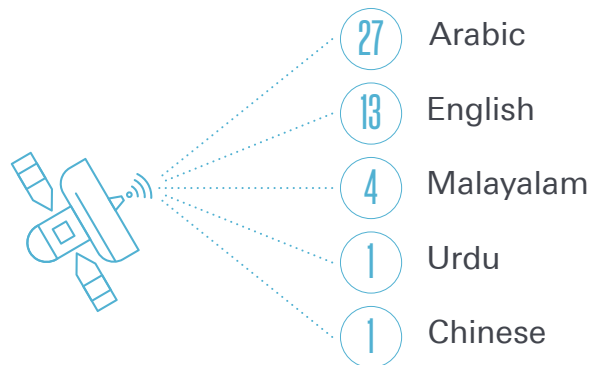
2022
First half



*Value includes exports
and re-exports

Number of licensed
television channels by
channel's main language

2020

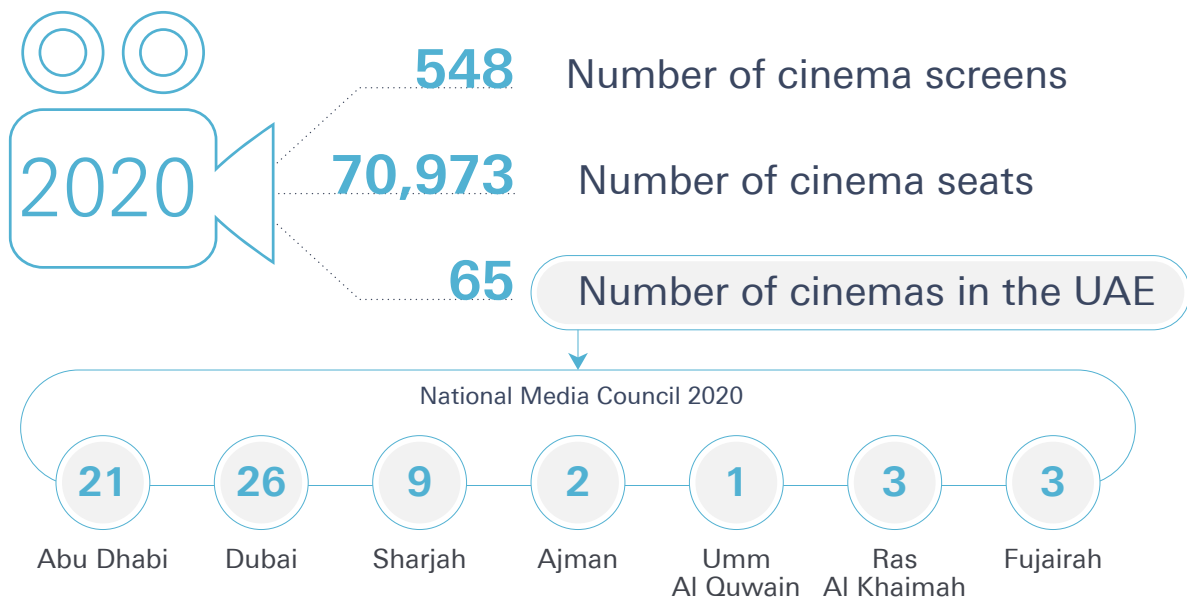


Foreign trade for culture sector (Value: AED)

2022
First half



*Value includes national exports only





UAE Global Ranking



Education



Global Gender
Gap Report
2022

Enrollment in
primary education
indicator



Global Gender
Gap Report
2022

Enrollment in
secondary education
indicator



Global Gender
Gap Report
2022

Enrollment in
tertiary education
indicator



Global Talent
Competitiveness
Index 2022

Net flow of
international students
indicators



The World
Competitiveness
Yearbook 2022

Student mobility
inbound indicator



World Talent
Report 2021

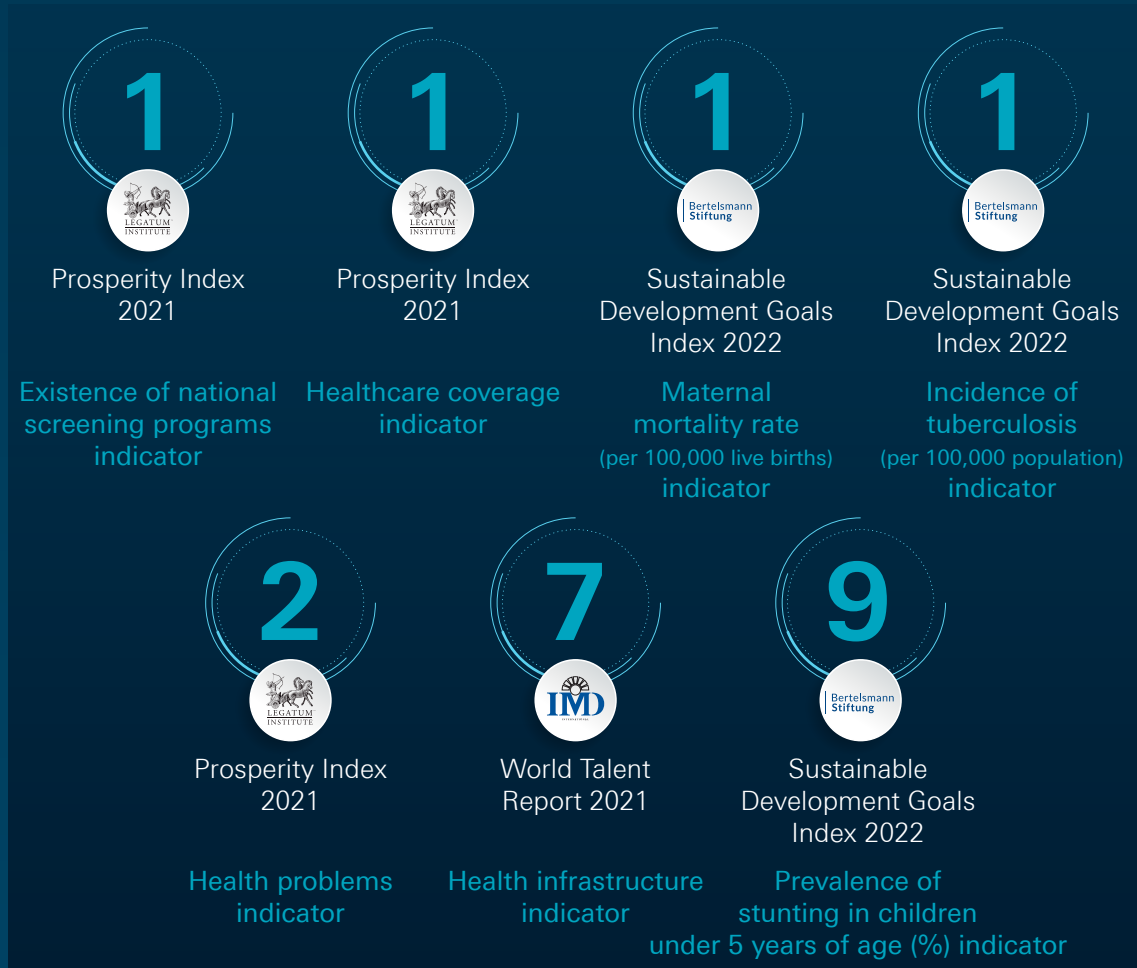
Apprenticeships
indicator



UAE Global Ranking



Health



Community



Gender Balance





UAE Global Ranking



Labor Force



The World
Competitiveness
Yearbook 2022

Competent
senior managers
indicator



The World
Competitiveness
Yearbook 2022

Skilled labor
indicator



Digital
Competitiveness
Yearbook 2022

International
experience
indicator

Population



The World
Competitiveness
Yearbook 2022


Ageing of population
indicator

Culture



The World
Competitiveness
Yearbook 2022

National culture
indicator



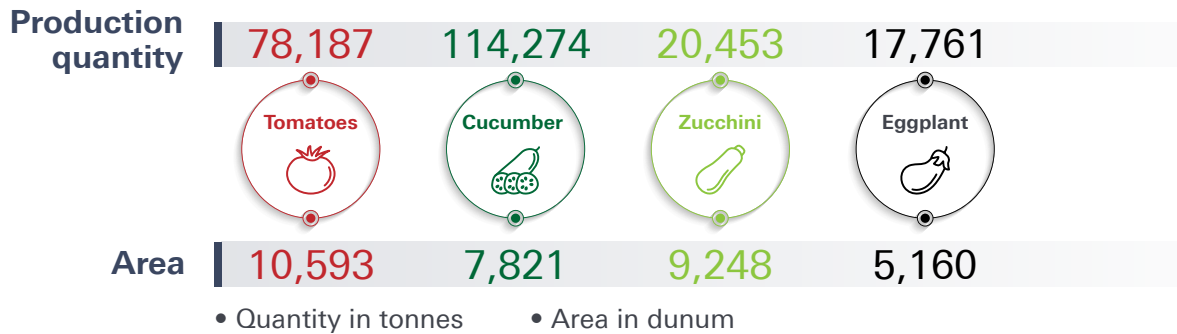
AGRICUTLURE, ENVIRONMENT & ENERGY

- Agriculture
- Environment
- Energy and Water
- Food Security

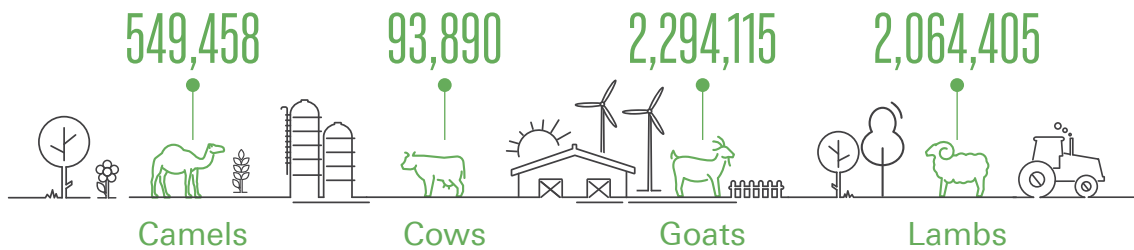


Agriculture

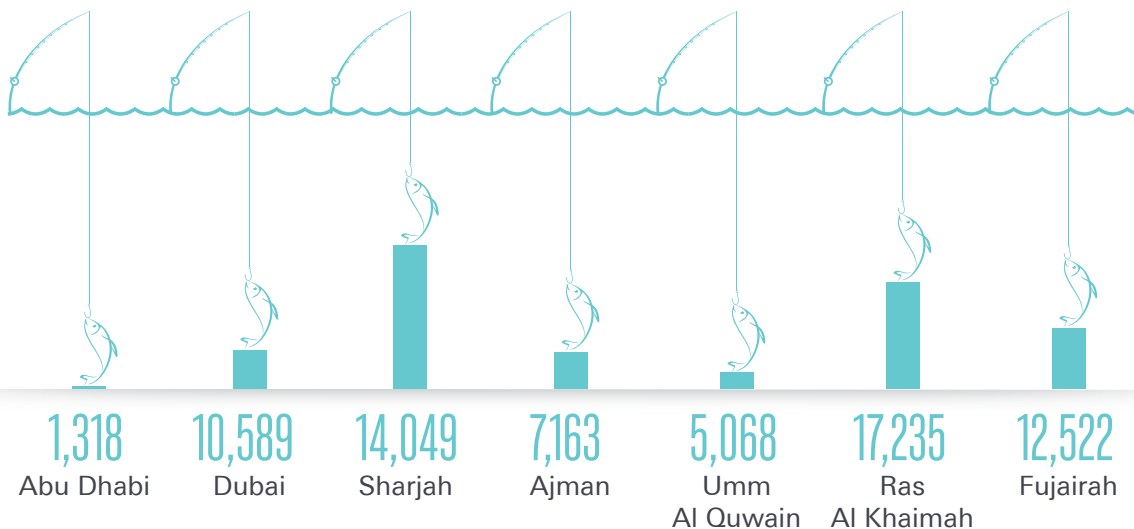
Most of the crops produced 2021



Livestock numbers by type 2021

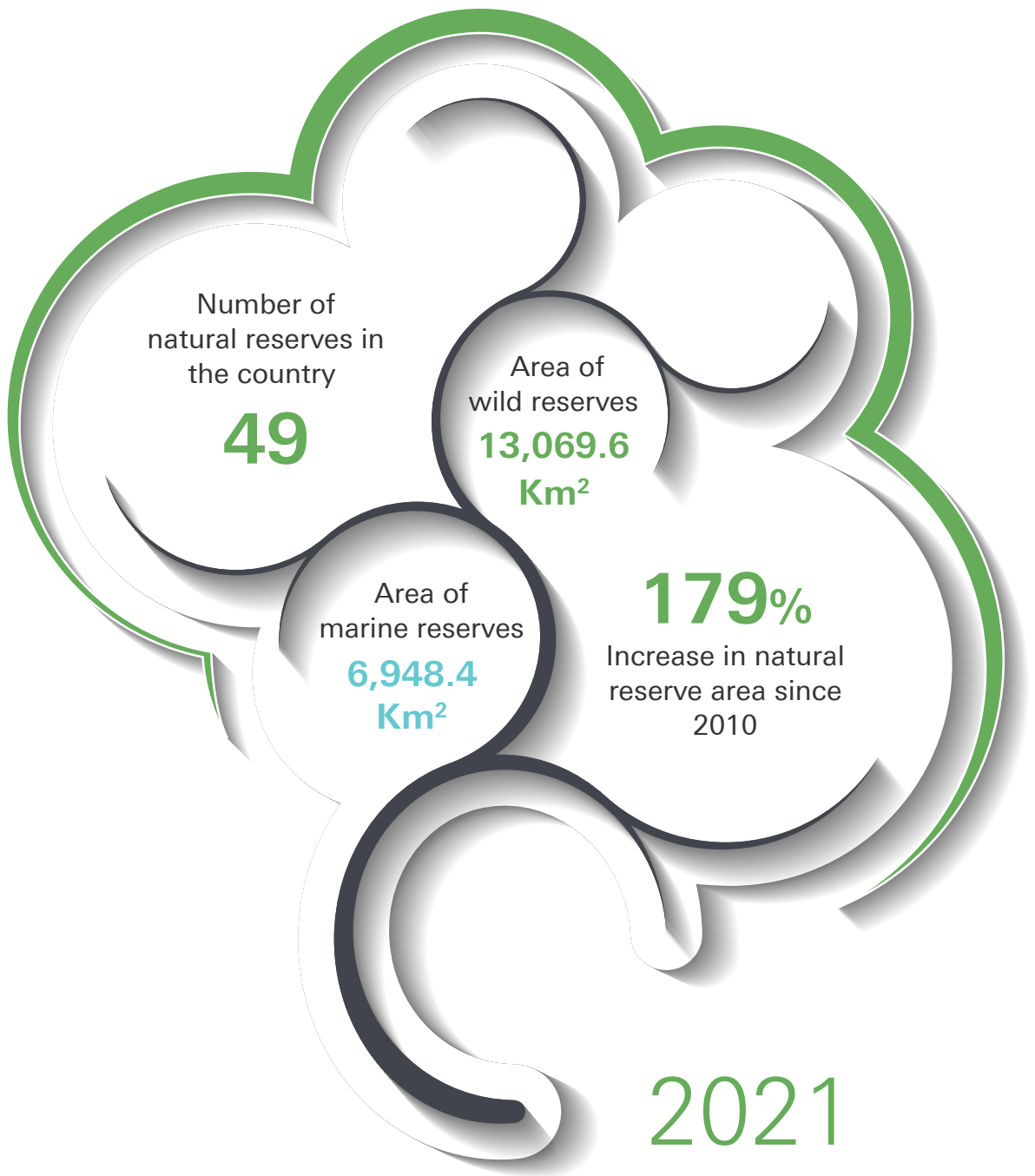


Fishing by emirates - tonnes 2021





Environment

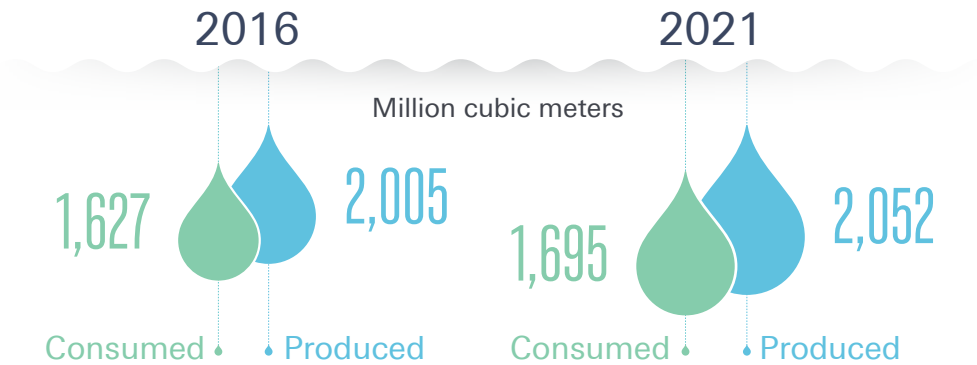




Energy and Water

1.6%

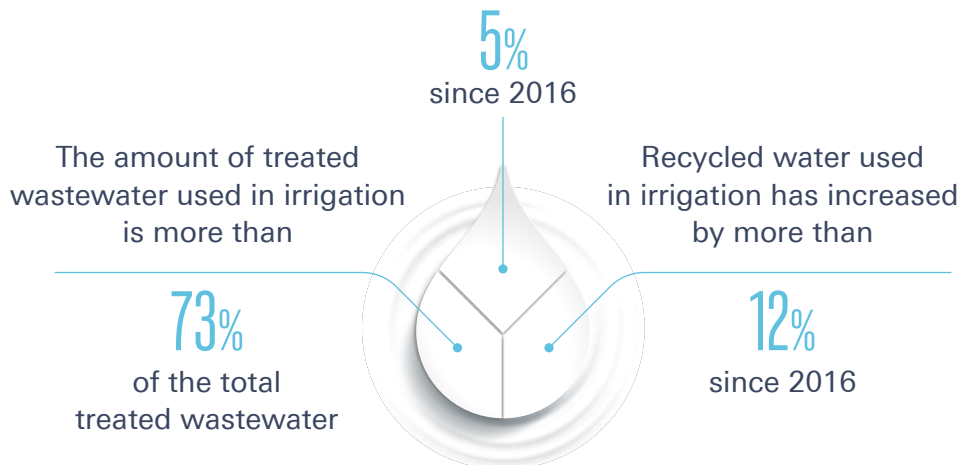
Increase in the quantity of water produced
2016 - 2021



The quantity of water produced by government agencies and other suppliers

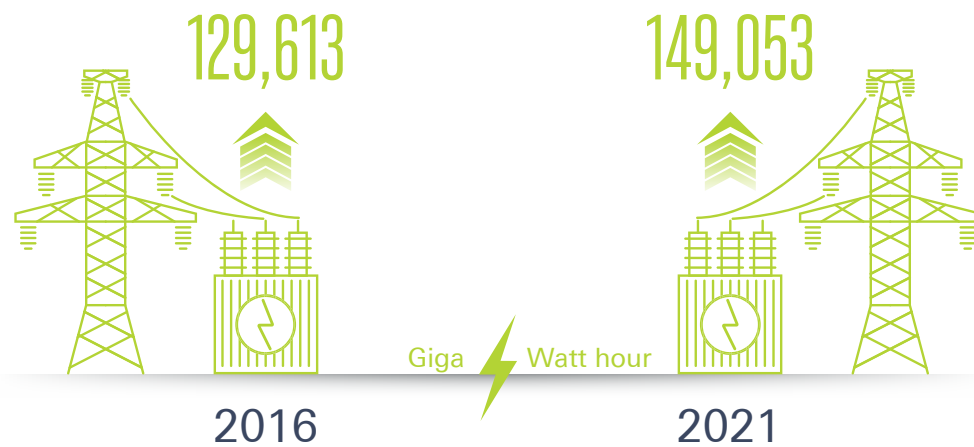
Treated wastewater 2021

The treated wastewater produced increased by approximately



15%

Increase in electricity produced
2016 - 2021



Electricity produced by government agencies only

The installed capacity of renewable energy plants during

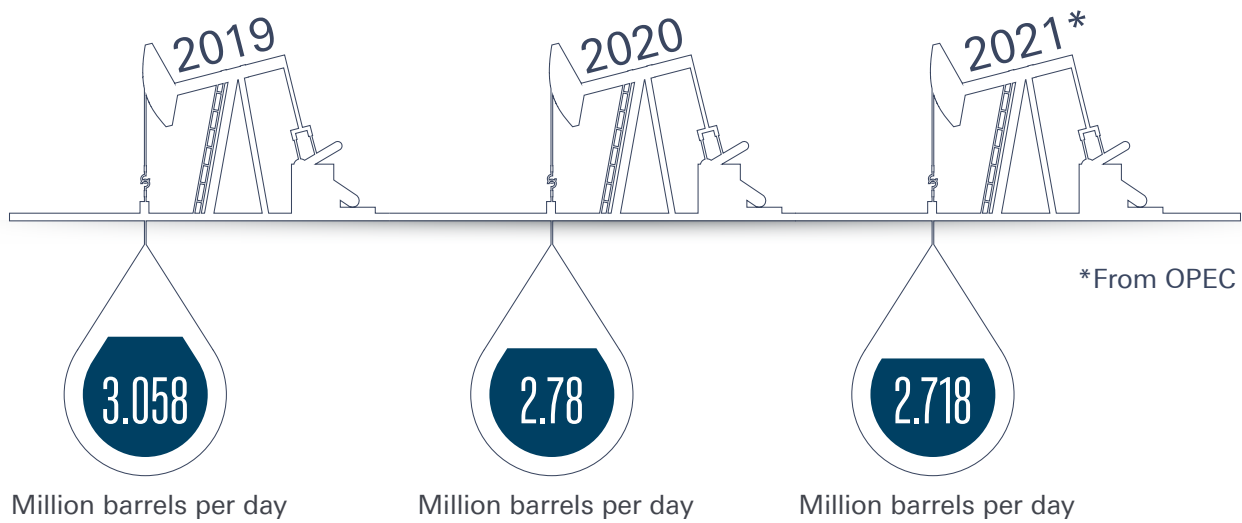


2.72

Million barrels per day

Oil production

2021



Oil exports during 2018 - 2021



Source | Ministry of Energy and Infrastructure

*From OPEC



UAE Global Ranking



Food Security



Global Food Security Index 2022

Crop storage facilities indicator



Global Food Security Index 2022

National dietary guidelines Indicator



Global Food Security Index 2022

Food safety mechanisms Indicator



Global Food Security Index 2022

Land degradation Indicator



Global Food Security Index 2022

Food security strategy Indicator



Global Food Security Index 2022

Funding for food safety net programmes Indicator



Global Food Security Index 2022

Ability to store food safely Indicator



Global Food Security Index 2022

Agricultural import tariffs Indicator



UAE Global Ranking



Energy and Water



The World Competitiveness Yearbook 2022

Energy infrastructure Indicator



Sustainable Development Goals Index 2022

Access to electricity (%) Indicator



The World Competitiveness Yearbook 2022

Total indigenous energy production Indicator



Prosperity Index 2021

Water production Indicator



Social Progress Index 2022

Satisfaction with water quality Indicator



UAE Global Ranking



Environment



Prosperity Index
2021

Satisfaction with
preservation efforts
Indicator



The World
Competitiveness
Yearbook 2022

Environmental
laws Indicator



The World
Competitiveness
Yearbook 2022

Pollution problems
Indicator

SUSTAINABLE DEVELOPMENT GOALS



Source | • The Sustainable Development Report
• Bertelsmann Stiftung and the Sustainable Development Solutions Network (SDSN) 2022



NO POVERTY

UAE

Global Leaders

Poverty headcount ratio
at \$3.20/day

0.28

Azerbaijan | 0.0



ZERO HUNGER

UAE

Global Leaders

Cereal yield (t/ha)

27.582

UAE



GOOD HEALTH & WELL-BEING

UAE

Global Leaders

Maternal mortality rate
(per 100,000 live births)

3

UAE

Incidence of tuberculosis
(per 100,000 population)

0.79

UAE

Births attended by skilled
health personnel (%)

99.90%

Several countries | 100%



QUALITY EDUCATION

UAE

Global Leaders

Participation rate in pre-primary
organized learning

99.76%

New Zealand | 100%

Literacy rate % of population
aged 15 to 24

98.16%

Uzbekistan | 100%



GENDER EQUALITY

UAE

Global Leaders

Seats held by women in
national parliament

50%

UAE



CLEAN WATER & SANITATION

UAE

Global Leaders

Population using at least basic
drinking water services (%)

99.96%

Several
countries | 100%



AFFORDABLE & CLEAN ENERGY

UAE

Global Leaders

Access to clean fuels
& technology for cooking
(% population)

100%

UAE

Access to electricity
(% population)

100%

UAE



INDUSTRY, INNOVATION & INFRASTRUCTURE

UAE

Global Leaders

Population using
the internet (%)

100%

UAE

Mobile broadband subscriptions
(per 100 inhabitants)

239.891

UAE

Logistics performance index:
Quality of trade and
transport-related infrastructure

4.021

UAE



REDUCED INEQUALITIES

UAE

Global Leaders

Gini coefficient

26

UAE



SUSTAINABLE CITIES AND COMMUNITIES

UAE

Global Leaders

Satisfaction with public transport (%)

84%

UAE



LIFE BELOW WATER

UAE

Global Leaders

Fish caught by trawling (%)

0.00%

UAE



PEACE, JUSTICE AND STRONG INSTITUTIONS

UAE

Global Leaders

Birth registrations with civil authority, children under 5 years of age (%)

100%

UAE

Proportion of the population who feel safe walking alone at night in the city or area where they live in (%)

92%

UAE



المركز الاتحادي
للتنافسية والإحصاء
FEDERAL COMPETITIVENESS
AND STATISTICS CENTRE

For more information

www.fcsc.gov.ae

@FCSAUAE | @UAESDGS



The facts and figures mentioned in this report were collected
from official sources in UAE and Internationally.
They are updated to date of publication.